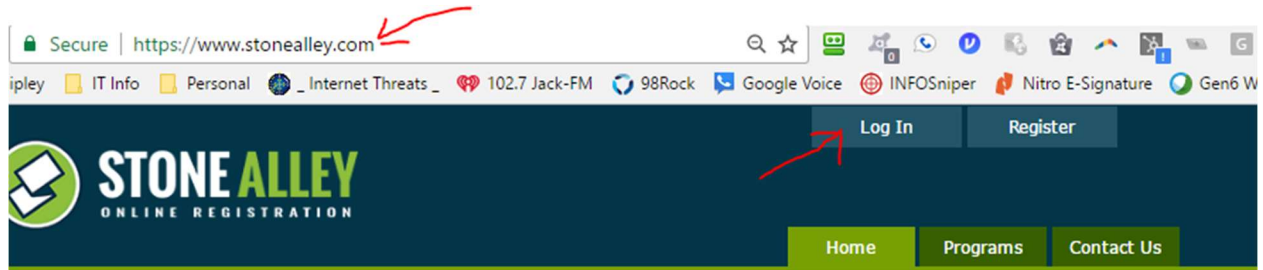


How to contact / email your team

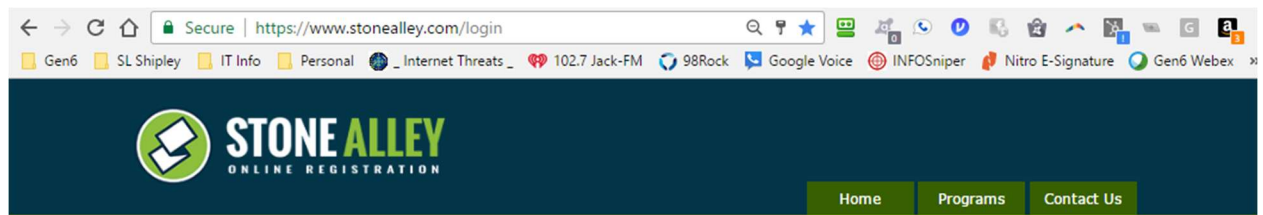
1. Go to Stone Alley website – www.stonealley.com and click Log In – in the top right corner



Welcome to Stone Alley
Online Registration. Made Easy. Done Right.

View Programs

2. Login with the credentials for the account used to register the player (or your account if you were added after the player was registered)



Registering For an Event

This registration is provided by StoneAlley.com. Before you can register for a program or event, you must [login](#) or [create an account](#) on Stone Alley. You will be taken right to that registration page after you create/login to your account.

Why Do I Have to Have an Account?

Creating an account will allow you to keep track of previous session registrations, as well as make it easy to register for other programs that we offer. You will also be able to access member sections for the programs, sessions, leagues, and teams that you register for.

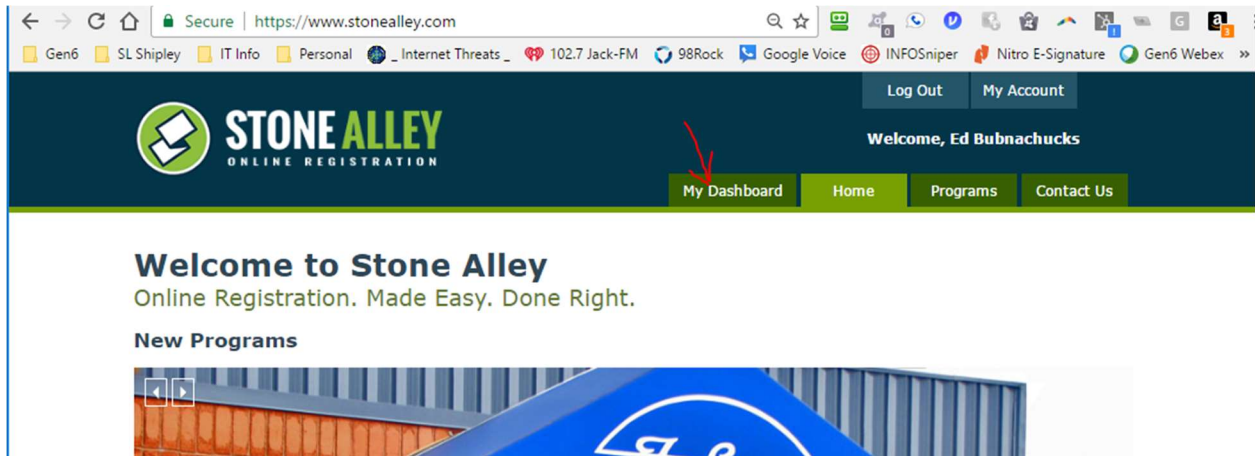
Login

If you already have an account with us, welcome back! Please log in.

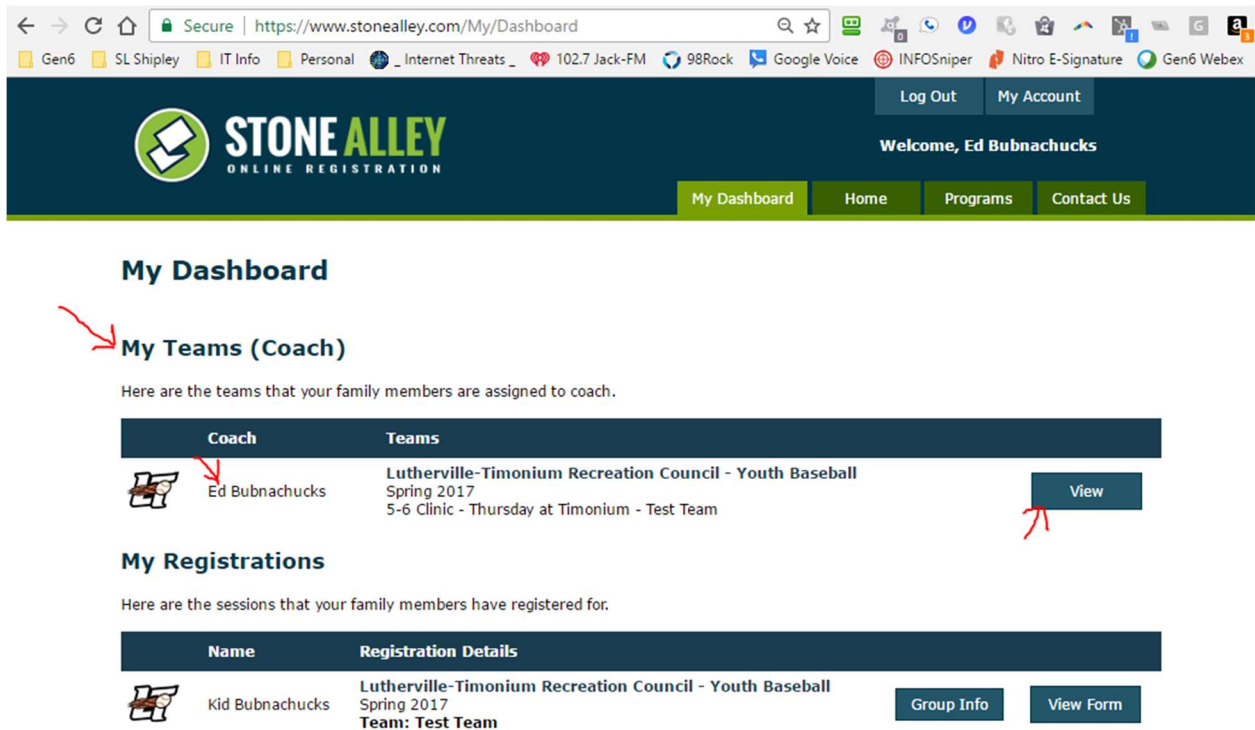
User Name:

Password:

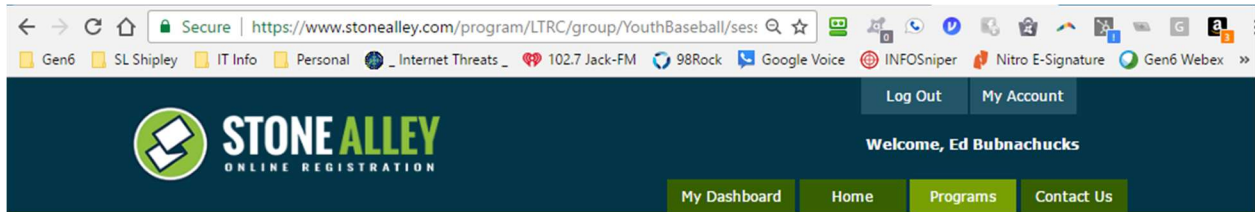
3. Go to "My Dashboard"



4. Choose View under the Coach area



5. This will immediately take you to the tool for communicating with your team. You will be able to see a list of the players on your team and an email form. Fill in the reply to address (your email address), subject and body of your message. You can upload a file if necessary. Hit send and it will go to all of the email addresses associated with the registrations for your players.



A screenshot of the "Youth Baseball" communication tool interface. On the left is a sidebar with a logo and a menu for "Program" (Program Overview) and "Groups" (Adult Soccer, Adult Softball, Basketball, Brush Up Camp, Cheerleading, Football, Girls Softball, Over 30 Baseball, Ridgely Robotics & Technology, Snow Club, Travel Baseball, Youth Baseball). The main content area is titled "Lutherville-Timonium Recreation Council Youth Baseball" and shows "Spring 2017 Youth Baseball" and "5-6 Clinic - Thursday at Timonium". Below this is a "Test Team" section with an "Export List" button and a table with one member: "Kid Bubnachucks". The "E-mail members" section contains form fields for "Reply-To E-mail Address:", "Additional Addresses:", "E-mail Subject:", and "E-mail Message:". A rich text editor toolbar is visible at the bottom. Red arrows point to the "Name" column header, the "Reply-To E-mail Address" field, the "E-mail Subject" field, and the text editor area.

- Adult Soccer
- Adult Softball
- Basketball
- Brush Up Camp
- Cheerleading
- Football
- Girls Softball
- Over 30 Baseball
- Ridgely Robotics & Technology
- Snow Club
- Travel Baseball
- Youth Baseball

Export List

Name
Kid Bubnachucks

E-mail members

Reply-To E-mail Address: *

Additional Addresses: *
You can enter additional e-mail addresses separated by semicolons (;)

E-mail Subject: *

E-mail Message: *

Rich text editor toolbar with options: Bold, Italic, Underline, Bulleted List, Numbered List, Styles, Paragraph, Font Size, Undo, Redo, Link, Unlink, Image, Table, etc.

Path: p

Send E-mail

Files:

Upload a file

